

HOW TO PLAY PETANQUE

THE GAME AT A GLANCE

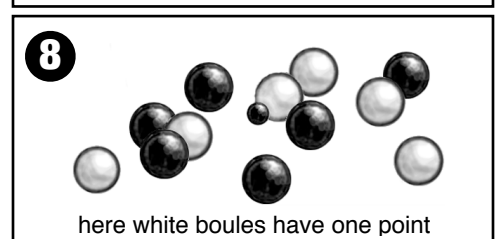
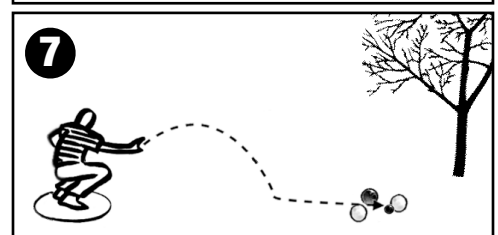
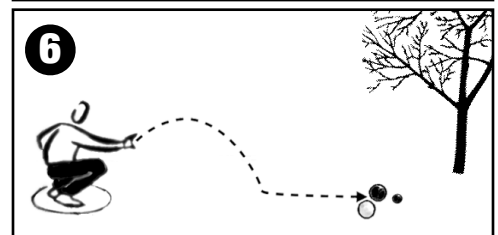
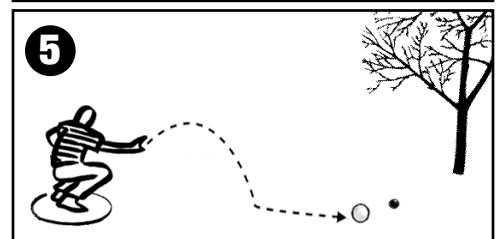
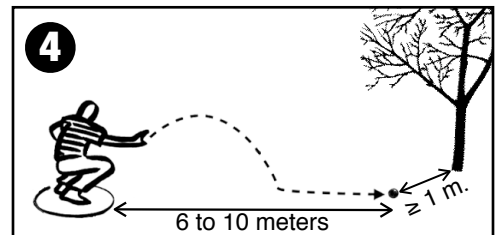
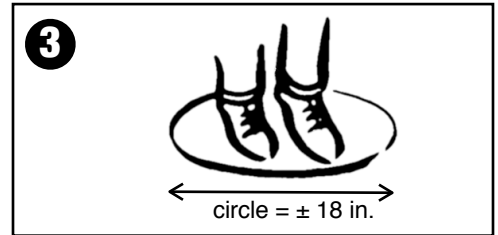
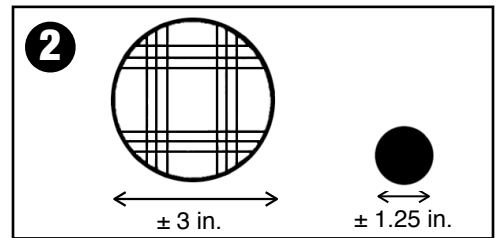

- 1** Petanque is usually played by teams of 2 against 2 (3 boules each player) or 3 against 3 (2 boules each player). 1 can play against 1 with 3 boules each.
- 2** The metal balls are called boules in French. The small wooden target-ball is called the jack (bouchon or cochonnet in French).
- 3** All players must play from the same circle drawn on the ground. Their feet must be in the circle and always touching the ground while they play.
- 4** A coin toss decides who plays first. The first team to play throws the jack in any direction to a distance between 20 and 33 feet, and a minimum of 1 yard from any obstacle.
- 5** That same team then plays their first boule, trying to get it close to the jack. This is called "pointing". The boule closest to the jack "has the point".
- 6** The other team then tries to get their boule even closer and so "take the point".
- 7** The team that doesn't have the point must play until either their boule is the closest or they run out of boules. Then the other team must do the same.

At some point either team may choose to try knocking away the boule that is holding the point. This is known as "shooting".

- 8** Play continues like this until all the boules have been played. The round is over and it's time to count points. The team with the boule closest to the jack gets one point for each of its boules that is closer to the jack than the closest boule of the other team.

The team that scored starts the next round by drawing a new circle where the jack lies and again throwing the jack between 20 and 33 feet.

More rounds are played until one team reaches 13 points and wins the match.



For more information on how you get involved in petanque in the USA, please contact the Federation of Pétanque, USA by visiting our web site at www.usapetanque.org